

# PV Investment Analyser

## PARAMETERS

31/05/2013

### PROJECT

Site name	Example 50 kwp
Location	
EPC band D or above	Yes

### SYSTEM

Modules	TBC
Inverter	
Total Installed Capacity [kW]	50
Space required [m <sup>2</sup> ]	

### PERFORMANCE

Estimated generation [kWh/year]	45,000
Simulation software adjustment	0.0 %
Power adjustment (tolerance, LID etc.)	0.0 %
Annual PV modules degradation	0.70 %
Annual BOS degradation	0.1 %
Life time [years]	25

### COSTS

Total system cost	<b>£65,000</b>
Export meter	£0
Initial system value depreciation	100 %
Annual O&M costs	

Replacements/repairs (eg. inverter) -

### FIT SCHEME

Generation tariff	0.13	£/kWh
Export tariff	0.05	£/kWh
Scheme duration	20	years
Index-linked	Yes	
EPC band D required	Yes	

### CONSUMPTION / EXPORT

Auto consumption rate	<input checked="" type="radio"/> 100 %
Export to the grid	<input type="radio"/> 50 % <input checked="" type="radio"/> meter

### GRID ELECTRICITY

Cost of electricity	0.10	£/kWh
Electricity inflation	9 %	
Grid carbon factor	0.527	kg CO <sub>2</sub> /kWh

### FINANCIAL PARAMETERS

Inflation index	3.4 %
Bank account interest rate	1.0 %

### CREDIT

-



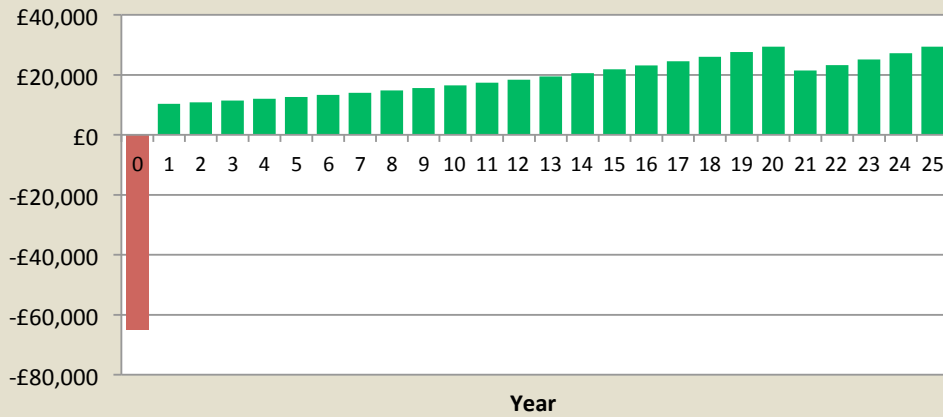
# RESULTS

PBT	5.6	years
ARR	29.9 %	
IRR	20.6 %	
AERR	8.8 %	

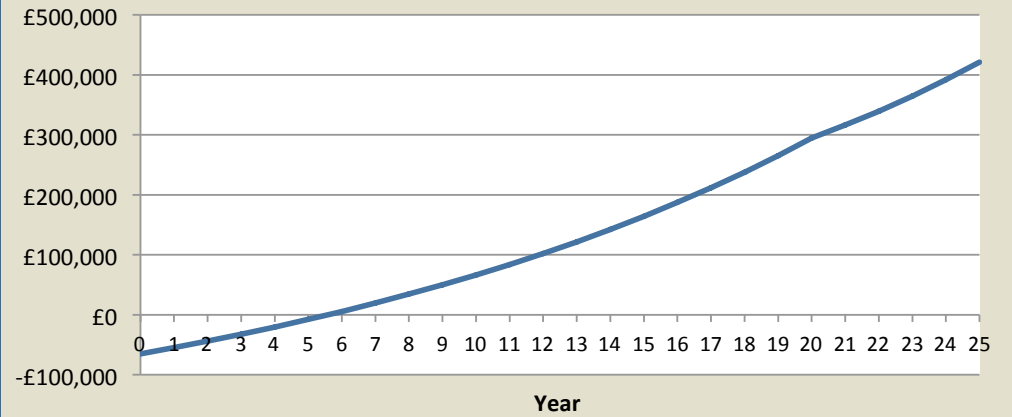
Future Value	£ 537,569
Overall ROI	727%
Net B/C ratio	6.4

Avg generation	40937	kWh/year
Total generation	1023	MWh
Total CO <sub>2</sub> savings	539	tonnes

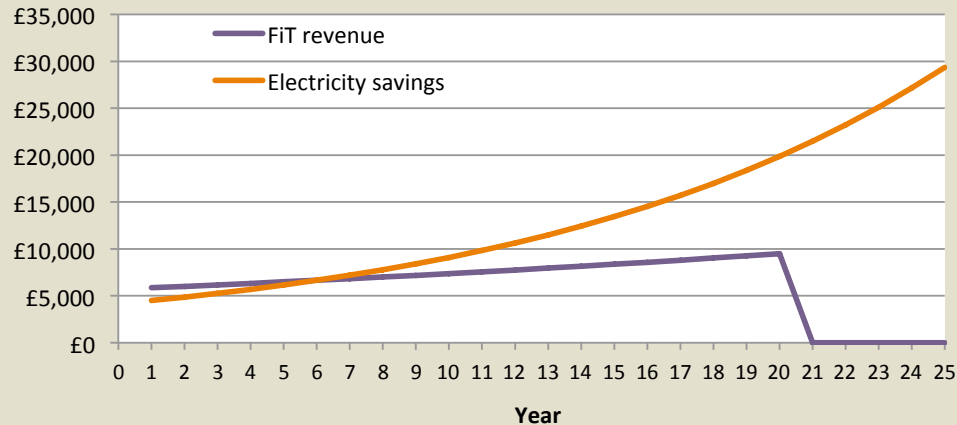
## Cash flows



## Cumulative cash flow



## Revenue cash flows



## PV investment value

